










ASSEMBLY INSTRUCTIONS

MODEL : DM24098

Thank you for purchasing this quality product. Be sure to check all packing material carefully for small parts which may have come loose inside the carton during the shipment. Count all parts and metal hardware, compare the parts list below to be sure all parts are present.

NOTE: HARDWARE AND QUANTITY SHOWN BELOW ARE FOR 1 UNIT ASSEMBLY

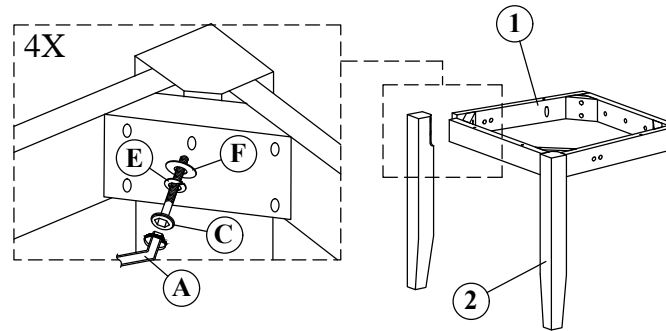
HARDWARE

CODE	DESCRIPTION	QTY
A	 M4 x 60MM ALLEN KEY	1X
B	 M6 x 80MM JCBC BOLT	4X
C	 M6 x 60MM JCBC BOLT	4X
D	 M6 x 35MM JCBC BOLT	9X
E	 M6 x 12MM SPRING WASHER	17X
F	 M6 x 19MM FLAT WASHER	15X
G	 M4 x 38MM WOOD SCREW	2X
H	 M4 x 30MM WOOD SCREW	4X
I	 Ø14 x 9MM WOOD BUTTON	2X

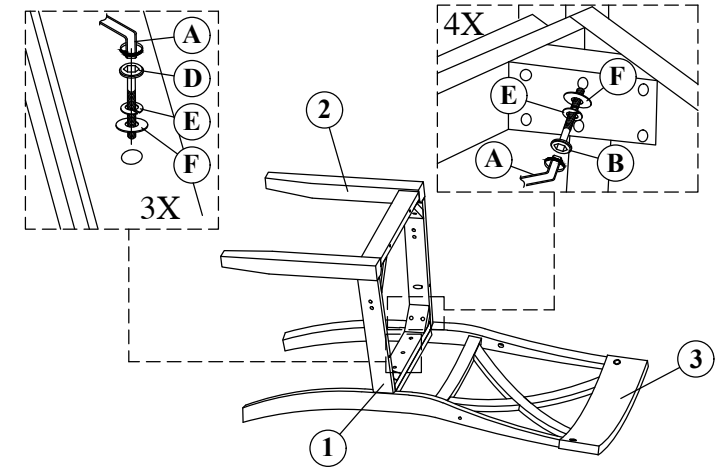
PART LIST

NO	DESCRIPTION	QTY
1	BOX FRAME	1 PC
2	FRONT LEG	2 PCS
3	BACK REST	1 PC
4	ARM L/R	2 PCS
5	ARM SUPPORT L/R	2 PCS
6	CUSHION SEAT	1 PC

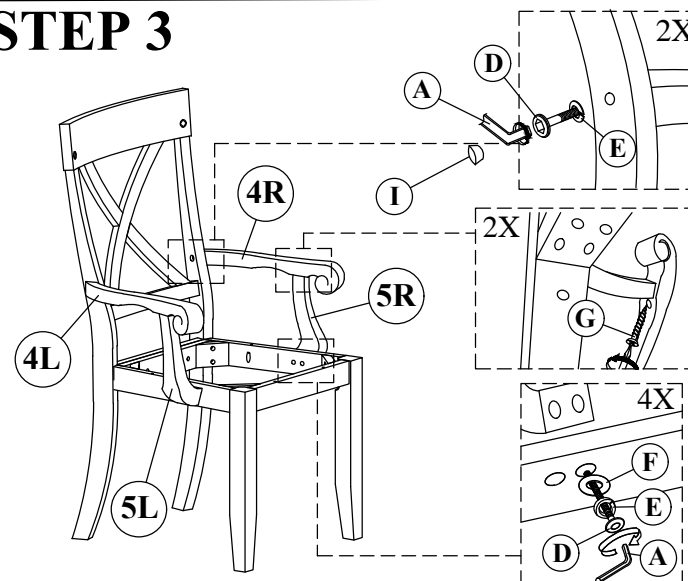
STEP 1



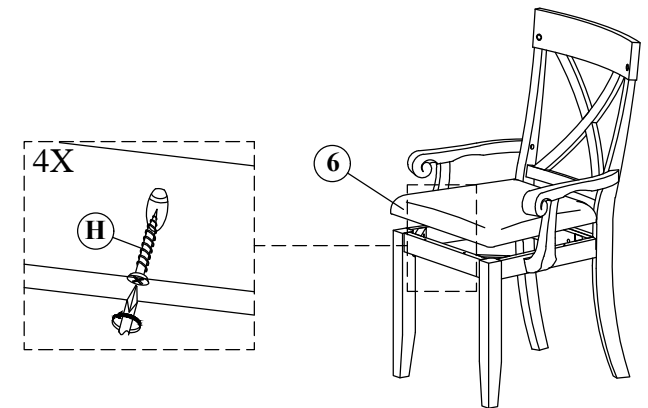
STEP 2



STEP 3



STEP 4










ASSEMBLY INSTRUCTIONS

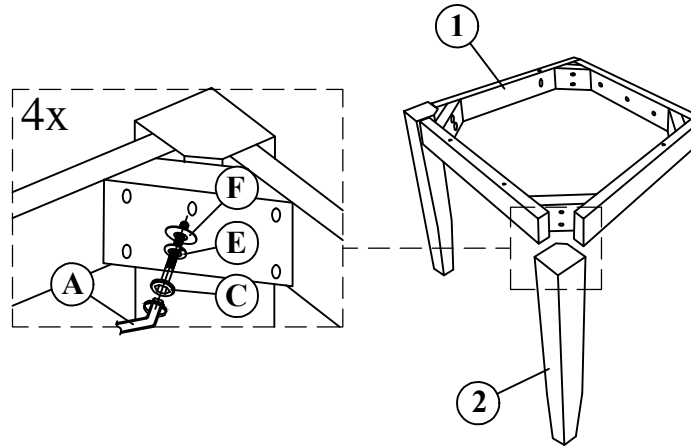
MODEL : DM24098

Thank you for purchasing this quality product. Be sure to check all packing material carefully for small parts which may have come loose inside the carton during the shipment. Count all parts and metal hardware, compare the parts list below to be sure all parts are present.

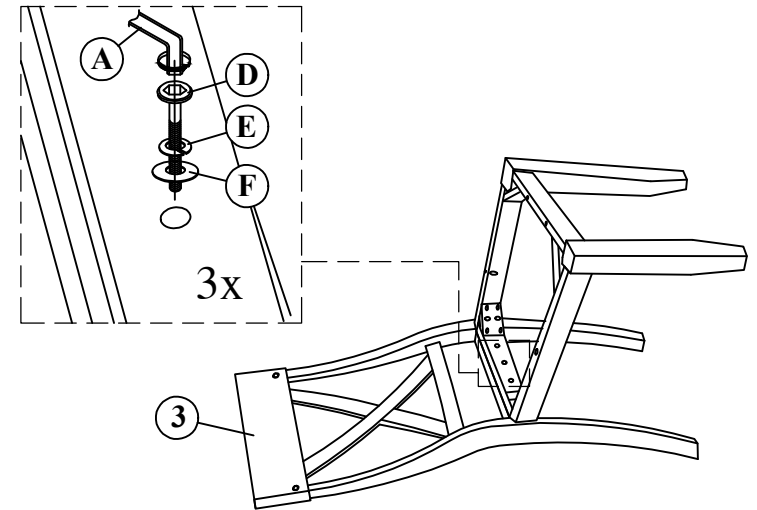
NOTE: HARDWARE AND QUANTITY SHOWN BELOW ARE FOR 1 UNIT ASSEMBLY

HARDWARE			
CODE	DESCRIPTION		QTY
A	 M4 x 60MM ALLEN KEY		1X
B	 M6 x 80MM JCBC BOLT		4X
C	 M6 x 60MM JCBC BOLT		4X
D	 M6 x 35MM JCBC BOLT		3X
E	 M6 x 12MM SPRING WASHER		11X
F	 M6 x 19MM FLAT WASHER		11X
G	 M4 x 30MM WOOD SCREW		4X

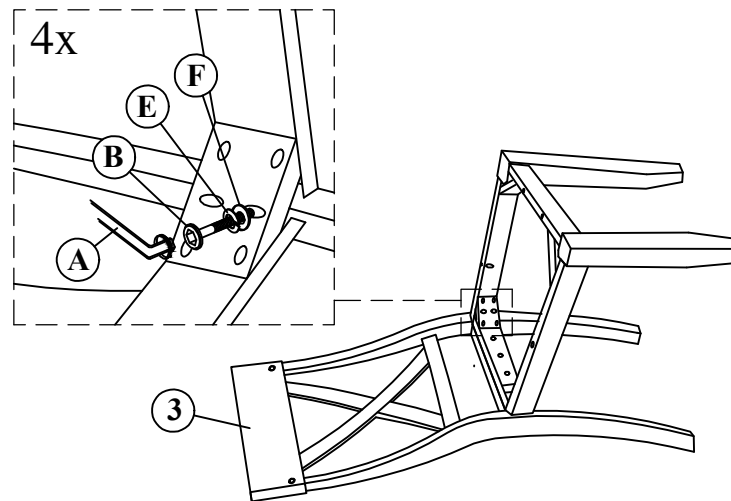
STEP 1



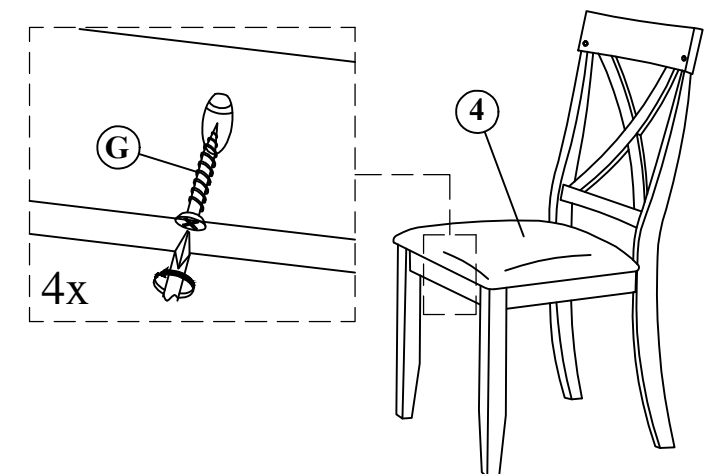
STEP 2



STEP 3



STEP 4



PART LIST











NO	DESCRIPTION	QTY
1	BOX FRAME	1 PC
2	FRONT LEG	2 PCS
3	BACK REST	1 PC
4	CUSHION SEAT	1 PC

ASSEMBLY INSTRUCTIONS

MODEL : DM24098

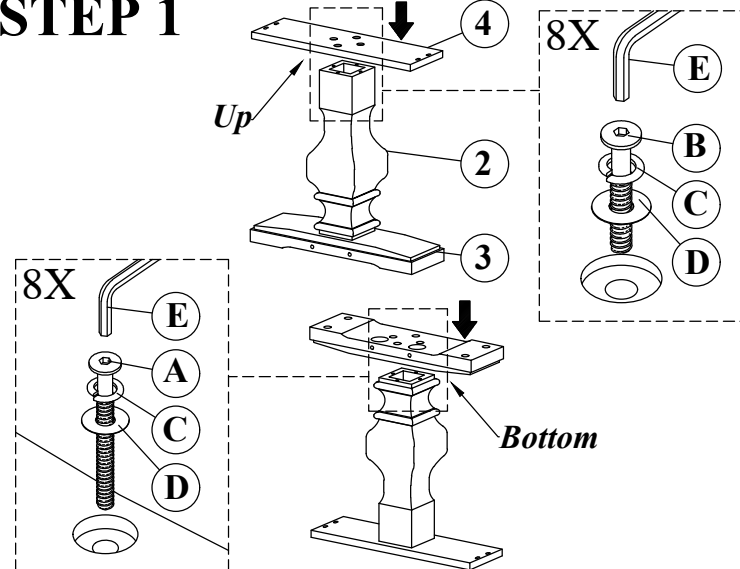
Thank you for purchasing this quality product. Be sure to check all packing material carefully for small parts which may have come loose inside the carton during the shipment. Count all parts and metal hardware, compare the parts list below to be sure all parts are present.

NOTE: HARDWARE AND QUANTITY SHOWN BELOW ARE FOR 1 UNIT ASSEMBLY

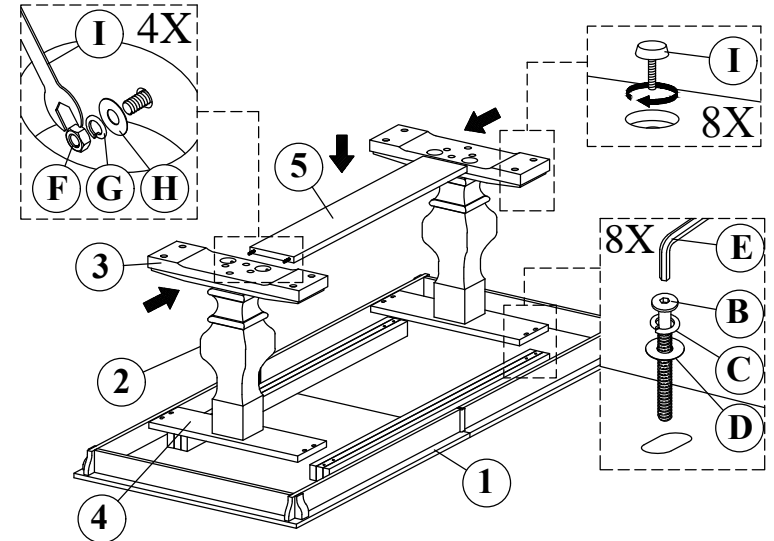
HARDWARE			
CODE	DESCRIPTION		QTY
A	 M6 x 80MM JCBC BOLT		8X
B	 M6 x 50MM JCBC BOLT		16X
C	 M6 x 12MM SPRING WASHER		24X
D	 M6 x 19MM FLAT WASHER		24X
E	 M4 x 68MM ALLEN KEY		1X
F	 5/16 x 12MM HEX NUT		4X
G	 M8 x 13MM SPRING WASHER		4X
H	 M8 x 21MM FLAT WASHER		4X
I	 12.8 x 85MM SPANNER		1X
J	 M6 x 22MM ADJUSTER		8X

PART LIST		
NO	DESCRIPTION	QTY
1	TABLE TOP	1 PC
2	LEAF TOP	1 PC
3	PEDESTAL	2 PCS
4	MOUNTING PLATE	2 PCS
5	BASE	2 PCS
6	CROSS RAIL	1 PC

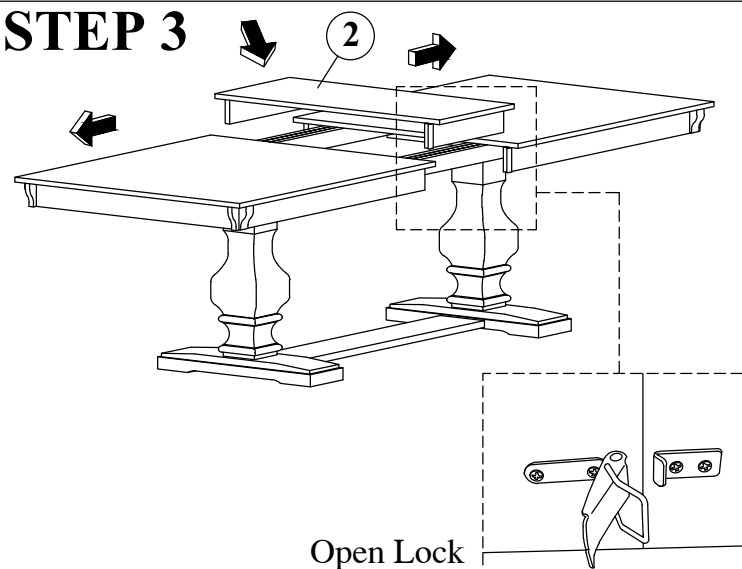
STEP 1



STEP 2



STEP 3



STEP 4

