

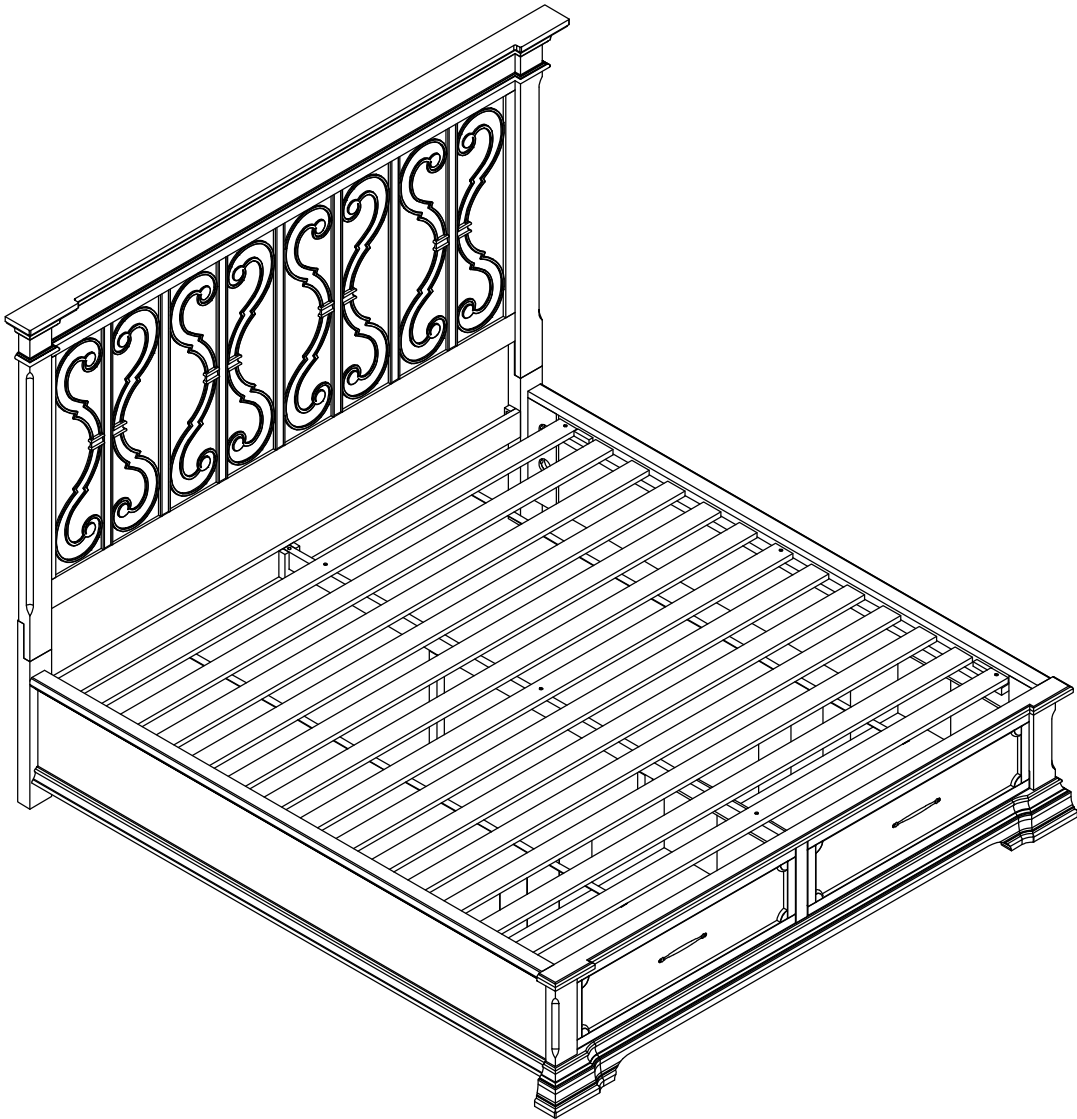


**MOLLAI**  
COLLECTION

MBV1213/2213-EK

E KING BED

## ASSEMBLY INSTRUCTIONS



**ASSEMBLY TIPS:**

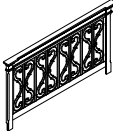
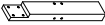

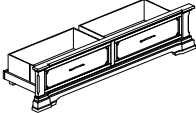


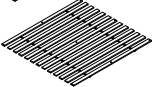


- 1.Remove hardware from box and sort by size.
- 2.Please check to see that all hardware and parts are present prior to start of assembly.
- 3.Please follow attached instructions in the same sequence as numbered to assure fast & easy assembly.

**Warning!**















1. Don't attempt to repair or modify parts that are broken or defective. Please contact the store immediately.
2. This product is for home use only and not intended for commercial establishment.

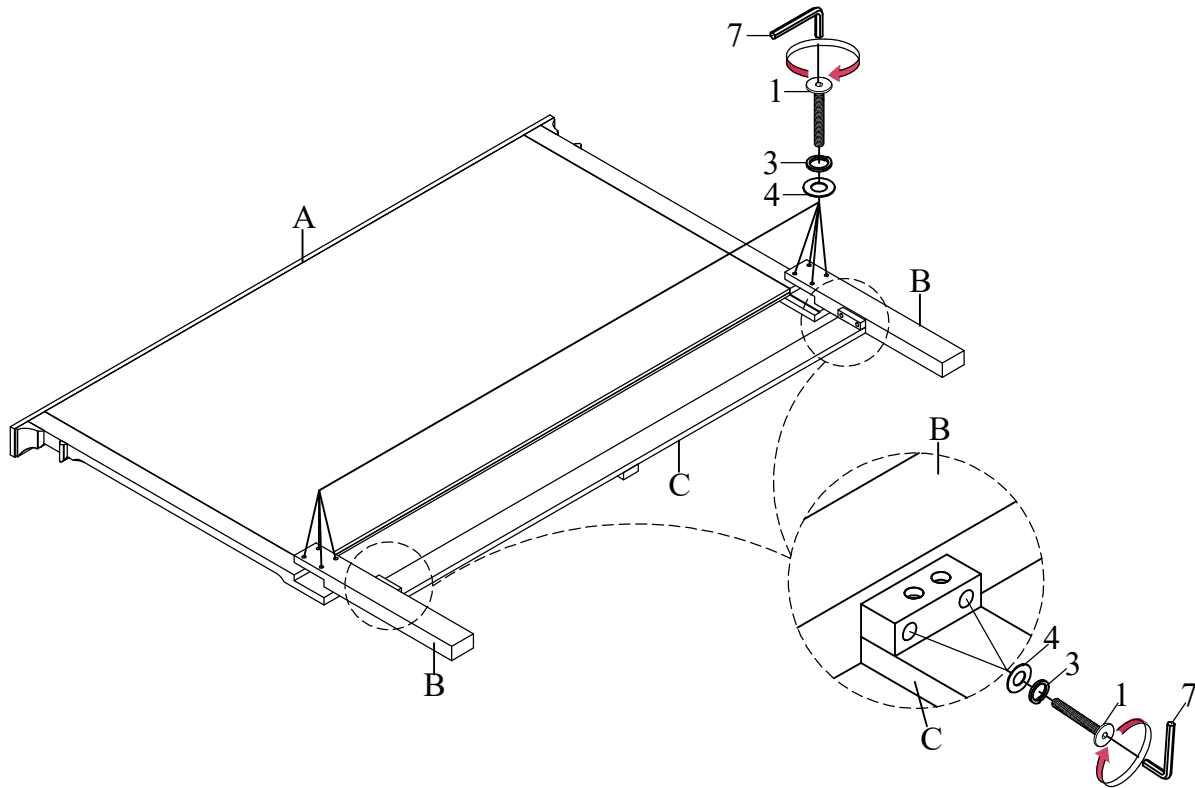
**PARTS IDENTIFICATION**

A		Headboard	1PC
B		H/Board leg (R/ L)	2PCS
C		Bottom Rail	1PC
D		Footboard	1PC
E		Footboard Leg support	2PCS
F		Bed rail	2PCS
G		Bed slat Roll	1 SET
H		Bed slat support	1 SET
K		Center support with leveler	2PCS

**HARDWARE IDENTIFICATION**

1		Bolt:5/16" x 1-3/4"	12PCS
2		Bolt:1/4" x 1-3/4"	4PCS
3		Lock washer:5/16"	12PCS
4		Flat washer:5/16"	12PCS
5		Lock washer:1/4"	4PCS
6		Flat washer:1/4"	4PCS
7		Allen wrench	1PC
8		Threaded Stud	8PCS
9		Hex Nut	8PCS
10		Half round nut	8PCS
11		Wrench	1PC
12		Screw	11PCS

STEP 1.



STEP 2.

