

ASSEMBLY INSTRUCTION

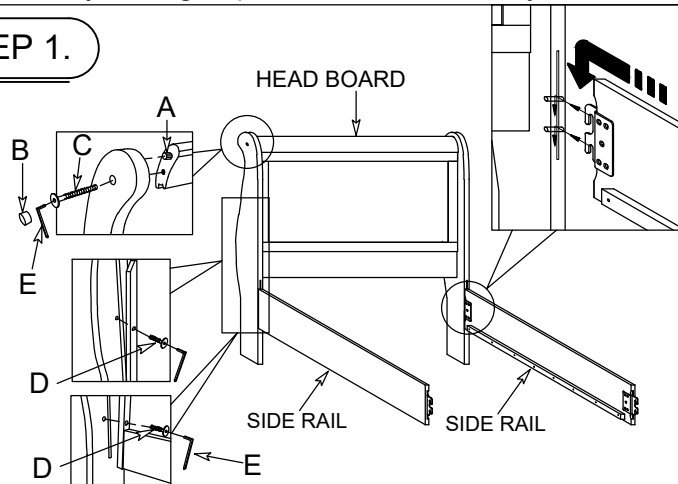
MODEL : MF LP(PF) TWIN BED 39" x 75"

BM24107-NEW
BM24207-NEW

Page : 1 OF 1

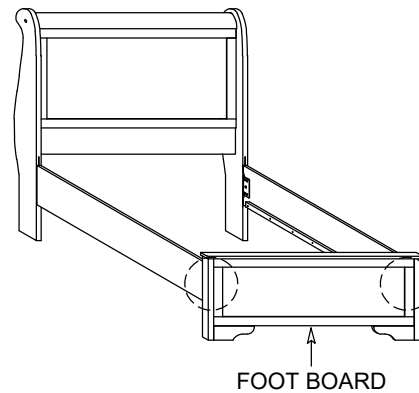
Before you begin, please read Assembly Instruction carefully and recognized the part and hardware. Then follow them step by step.

STEP 1.



TIPS : Insert the Side Rail into the hole of Headboard.

STEP 2.



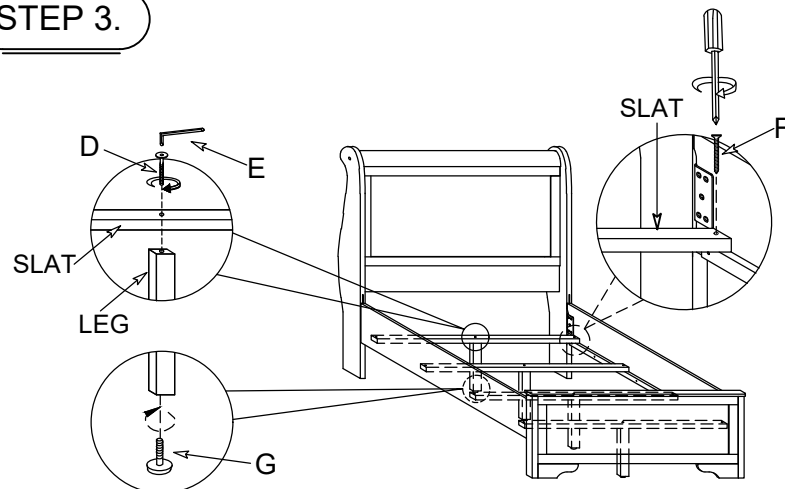
TIPS : Insert the Side Rail into the hole of Footboard.

HARDWARE PART

NO	HARDWARE DESCRIPTION	QTY
A.	Wood Dowel M12 x 50mm	2PCS
B.	Wood Botton M15 x 9mm	2PCS
C.	JCBC Bolt M6 x 50mm	2PCS
D.	JCBC Bolt M6 x 35mm	8PCS
E.	Allen Key	1PC
F.	Chipboard Screw M4 x 32mm	8PCS
G.	Adjuster Screw M6 x 24mm	4PCS

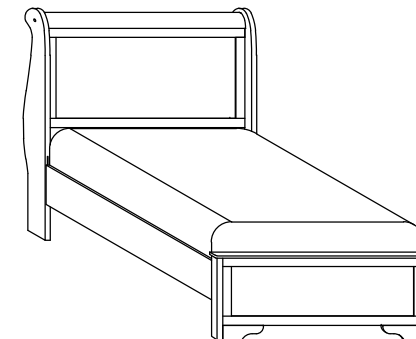
Screw Driver Not Provide !!!

STEP 3.



TIPS : Attach the Bed Slats to the Side Rail. Fasten the Bed Slats by tighten with Screw M4 x 32mm through the pre-drilled hole of Bed Slats

COMPLETE SET



* TOTAL SLAT : 4 PCS + 4 PCS LEG



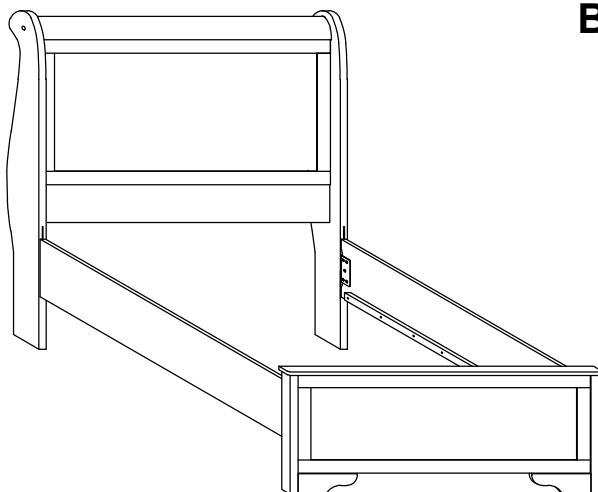
MF International Sdn Bhd.

BUYER: BEL IMPORTS (BEL)



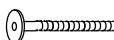




MODEL: MF LP(PF) (TWIN BED 39"x75") -FULL K/D

BM24107-NEW

BM24207-NEW



HARDWARE PART

NO	HARDWARE DESCRIPTION	QTY
A.	Wood Dowel M12 x 50mm 	2PCS
B.	Wood Botton M15 x 9mm 	2PCS
C.	JCBC Bolt M6 x 50mm 	2PCS
D.	JCBC Bolt M6 x 35mm 	8PCS
E.	Allen Key 	1PC
F.	Chipboard Screw M4 x 32mm 	8PCS
G.	Adjuster Screw M6 x 24mm 	4PCS
Screw Driver Not Provide !!!		

PI NO #:	Colour :	Quantity
	*Extra	
	Total :	

*** TOTAL SLAT : 4 PCS SLAT + 4 PCS LEG**

