
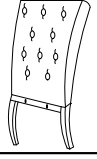
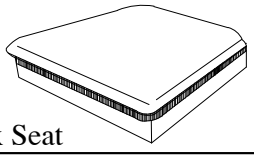








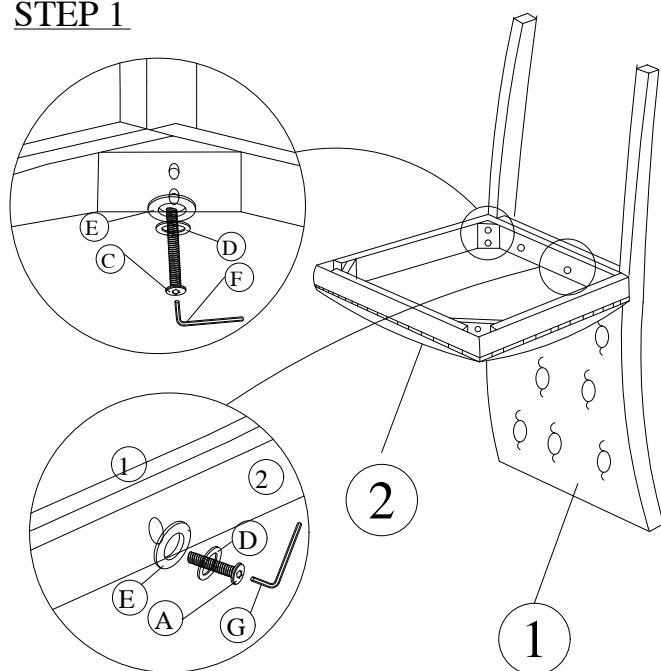
ASSEMBLY INSTRUCTION

MODEL: DM21218-SIDE CHAIR


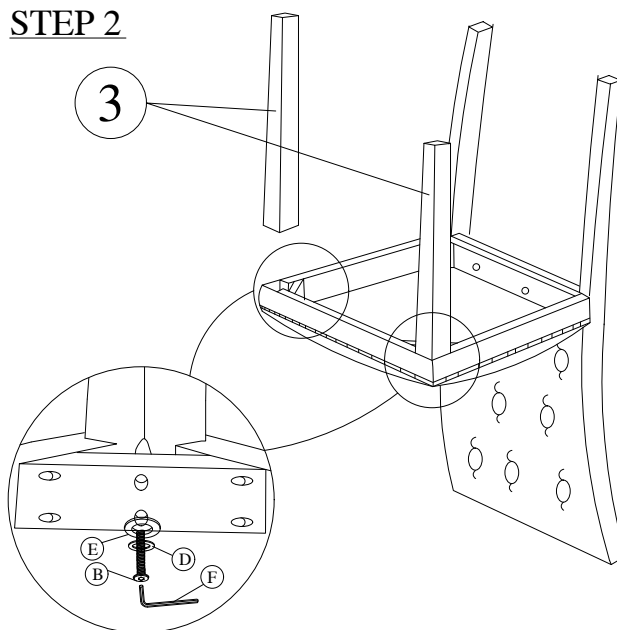
Before you begin, please follow the assembly instruction carefully. Then follow them step by step.

HARDWARE LIST (2 Pcs)				PART LIST (2 Pcs)					
A	JCBC M6 x 40mm		4pcs	1		2pcs	2		2pcs
B	JCBC M6 x 50mm		8pcs		Back Rest			Box Seat	
C	JCBC M6 x 80mm		8pcs	3		4pcs			
D	Spring Washer M6		20pcs		Front leg				
E	Flat Washer M6		20pcs						
F	M4 Allen Key		1pcs						

STEP 1



STEP 2



FULLY SET