






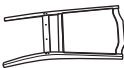

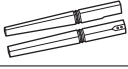



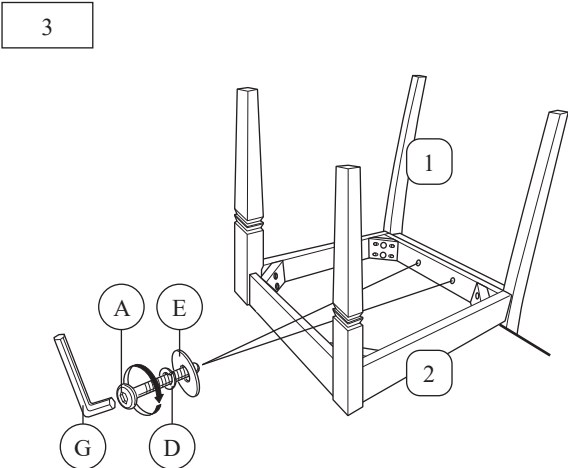
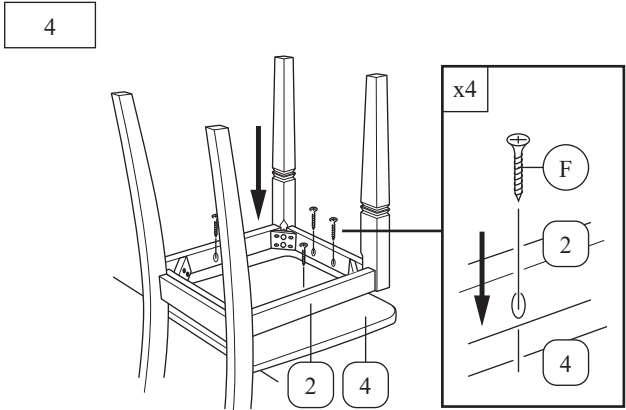
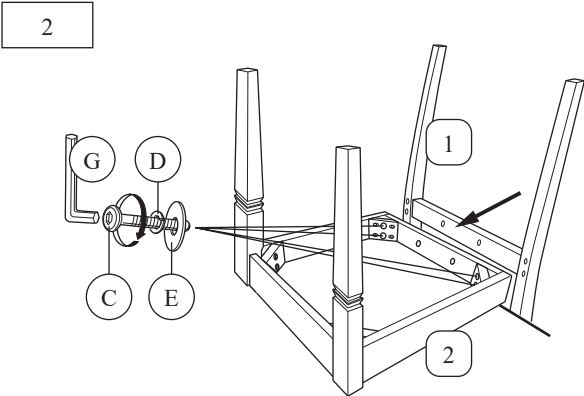
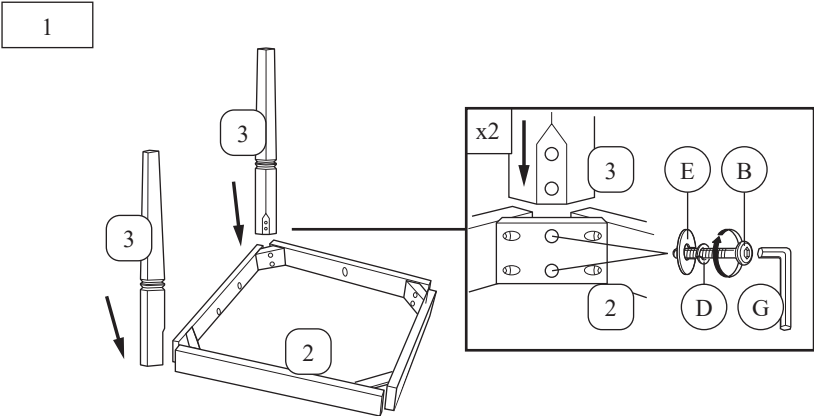
MODEL: **DM25555**

ASSEMBLY INSTRUCTION

Important note: - Place all wooden part on a clean and smooth surface such as rug or carpet to avoid the part from being scratch.
- Please follow the assembly instruction step by step.
- Do not tighten all screw until the chair is fully set-up.

No	Hardware List	Qty.
A	JCBC M6 x 35mm 	4 pcs
B	JCBC M6 x 60mm 	8 pcs
C	JCBC M6 x 80mm 	8 pcs
D	Spring Washer 	20 pcs
E	Flat Washer 	20 pcs
F	CSK M4 x 32mm 	8 pcs
G	Allen Key M4 	1 pc

No	Part List	Qty.
1	Backrest 	2 pcs
2	Box Seat 	2 pcs
3	Front Leg 	4 pcs
4	Cushion 	2 pcs



COMPLETED
ASSEMBLY

