
















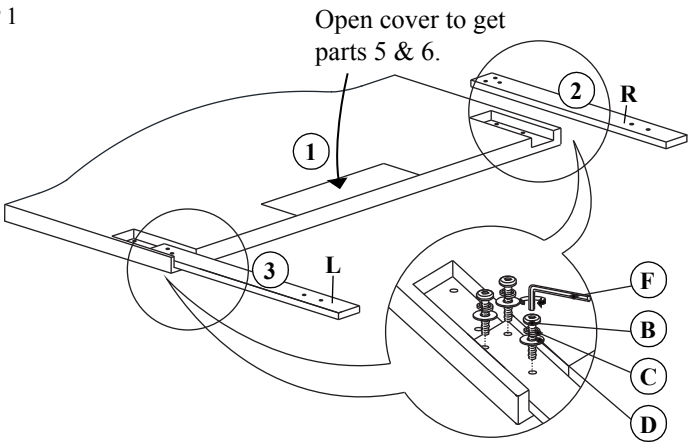


ASSEMBLY INSTRUCTION

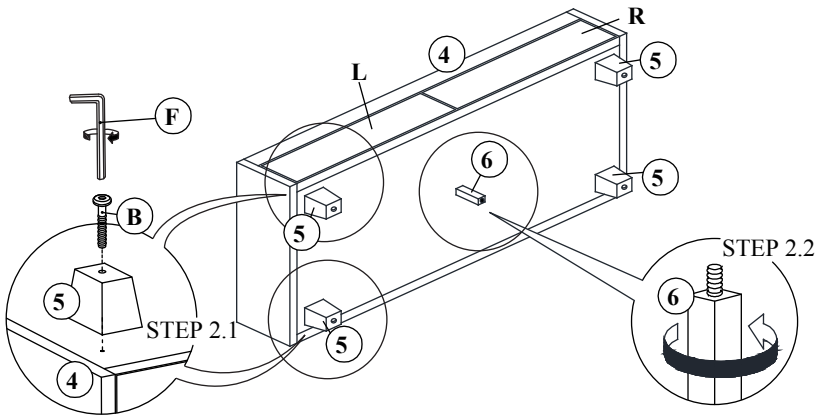
ITEM :BM20007-KB

NO	PARTLIST		QTY
1		HEADBOARD CUSHION	1PC
2		RIGHT HEADBOARD LEG (WITH "R" LABEL)	1PC
3		LEFT HEADBOARD LEG (WITH "L" LABEL)	1PC
4		FOOTBOARD	1PC
5		FOOTBOARD LEG	4PCS
6		FOOTBOARD SUPPORT	1PC
7		SIDE RAIL	2PCS
8		ROLL SLAT	1 SET
9		CENTER SUPPORT	2PCS
10		SUPPORT LEG with adjustable feet	6PCS
ITEM	HARDWARE		QTY
A		JCBB SCREW M8 x 20mm	8PCS
B		JBC SCREW M6 x 50mm	16PCS
C		SPRING WASHER M6 x 13mm	6PCS
D		FLAT WASHER M6 x 19mm	6PCS
E		SCREW M4 x 32mm	6PCS
F		SMALL ALLEN WRENCH M4 x 100mm	1PC
G		BIG ALLEN WRENCH M5 x 65mm	1PC

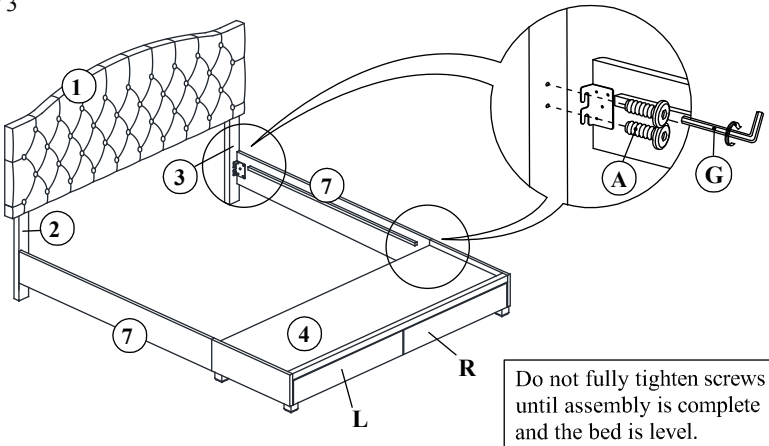
STEP 1



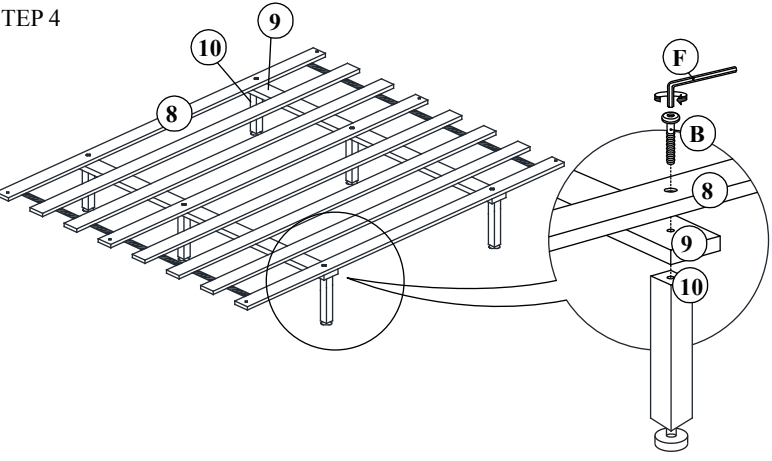
STEP 2



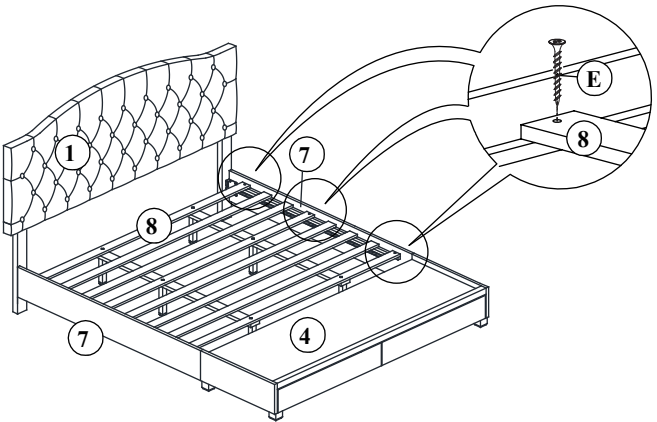
STEP 3



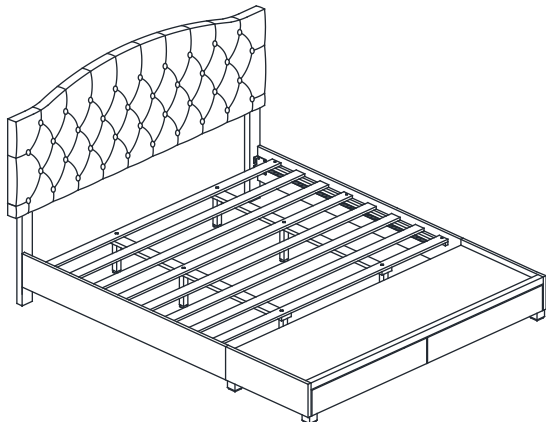
STEP 4



STEP 5



STEP 6



ASSEMBLY COMPLETED