

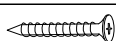



ASSEMBLY INSTRUCTION




MODEL: DM25107 - SIDE CHAIR

Before you begin, please follow Assembly Instruction carefully. Then follow them step by step.


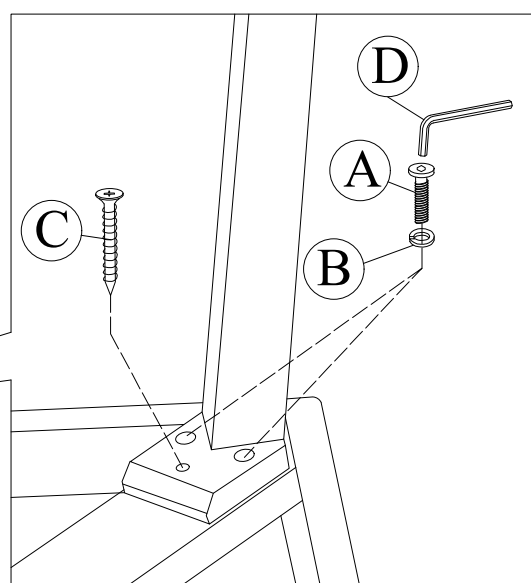
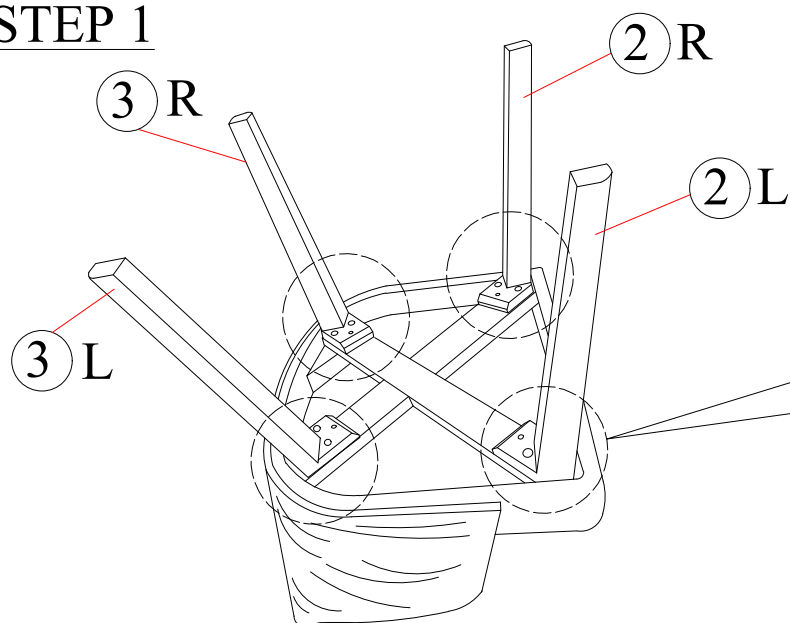
HARDWARE LIST (2pcs)

A	JCBC M8 x 35mm		16pcs
B	Spring Washer M8		16pcs
C	CSK Screw M4 x 32mm		8pcs
D	Allen Key		1pc

PART LIST (2pcs)

1	 Cushion Seat	2pcs	2	 Front Leg (L&R)	4pcs
3	 Back Leg (L&R)	4pcs			

STEP 1



COMPLETED ASSEMBLY