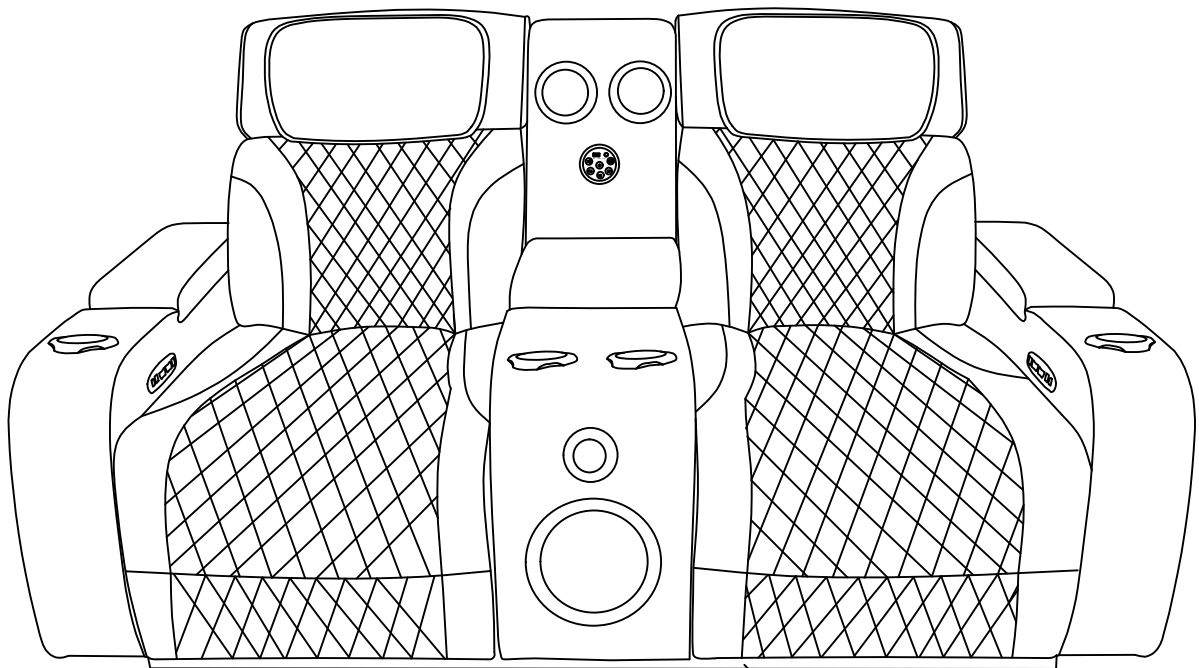




LV25020-L / LV25120-L

RECLINER

ASSEMBLY INSTRUCTIONS



Light







ASSEMBLY TIPS:

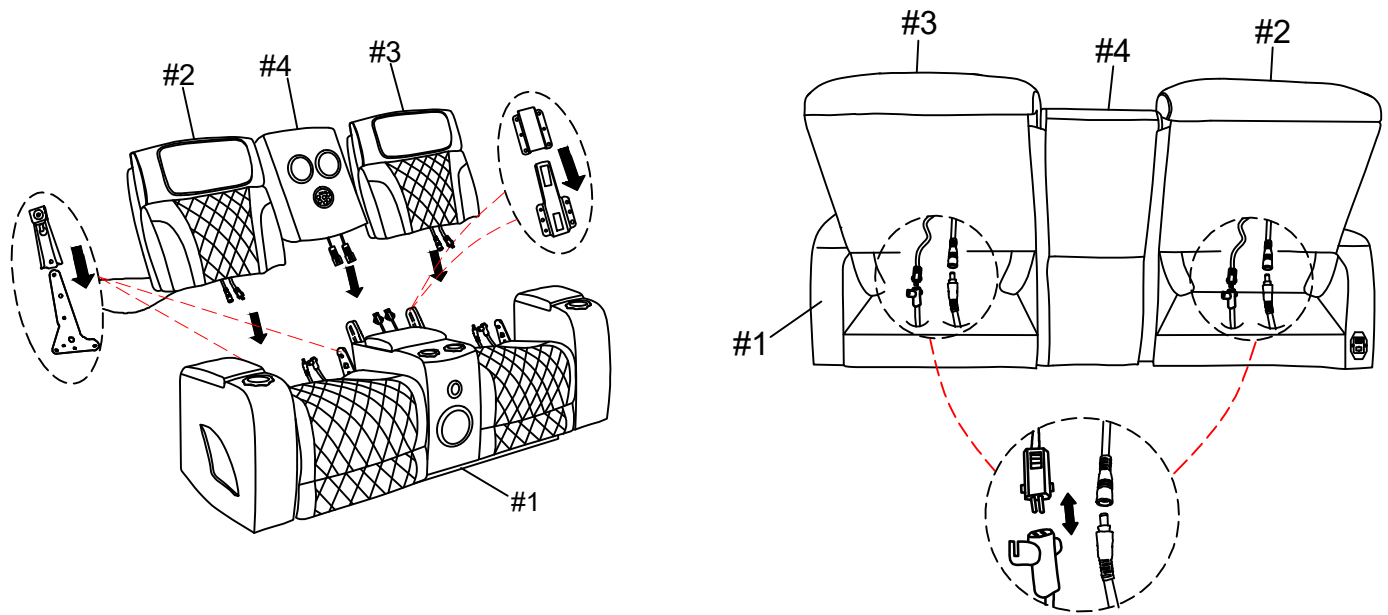
- 1.Remove hardware from box and sort by size.
- 2.Pleases check to see that all hardware and parts are present prior to start of assembly.
- 3.Please follow attached instruction in the same sequence as numbered to assure fast & easy assembly.

**warning:**

- 1.Don't attempt to repair or modify parts that are broken or defective. Pleses contact the store immediately.
- 2.This producut is for home use only and not intended for commercial establishment.

PARTS IDENTIFICATION

PART	DRAWING	DESCRIPTION	QTY	PART	DRAWING	DESCRIPTION	QTY
#1		Loveseat Body	1PC	#4		Console Back Rest	1PC
#2		LSF Back Rest	1PC	#5		Adaptor	1PC
#3		RSF Back Rest	1PC	#6		Power supply	1PC

STEP 1**STEP 2**