

ASSEMBLY INSTRUCTIONS

**Bel
Furniture**

ITEM NUMBER: BV25245 - DR

BV25245 - MR

DESCRIPTION: **DRESSER & MIRROR**

Thank you for purchasing this quality product.


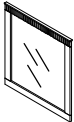
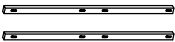
Please read instructions carefully prior to assembly.

Check carefully for small parts which may have come loose during transportation inside all the boxes.




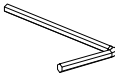
Remove from boxes and place all parts and components on soft surface such as carpet. Blanket or furniture pad.

Identify and verify all parts and hardware as specified below

PART LIST

A		Dresser	1 PC
B		Mirror	1 PC
C		Mirror supports	2 PCS

HARDWARE LIST

1		Bolt (Ø1/4"x35mm)	8 PCS
2		Flat Washer (Ø1/4")	8 PCS
3		Spring Washer (Ø1/4")	8 PCS
4		Allen Key (L60x4mm)	1 PC

