


















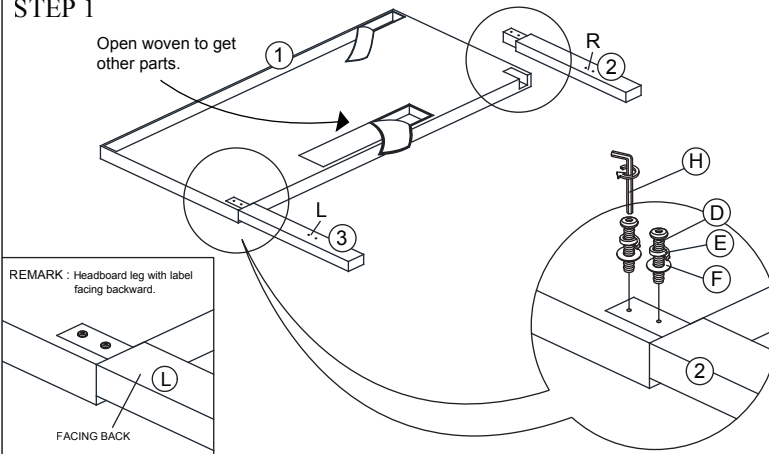


# ASSEMBLY INSTRUCTION

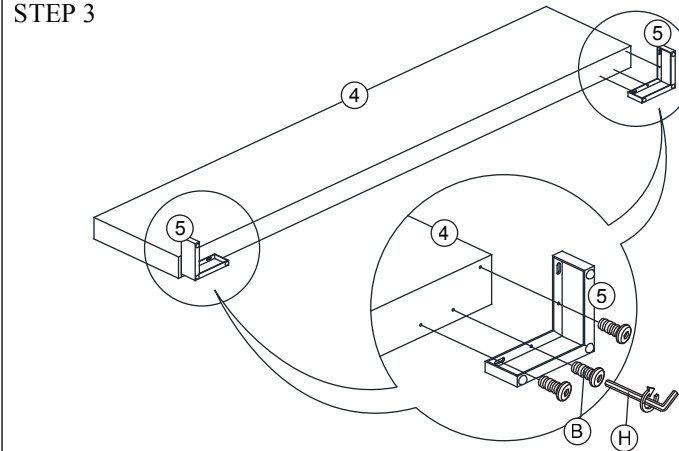
ITEM : BM22111-KB

NO	PART LIST		QTY
1		HEADBOARD CUSHION	1PC
2		HEADBOARD LEG (WITH "R" LABEL)	1PC
3		HEADBOARD LEG (WITH "L" LABEL)	1PC
4		FOOTBOARD CUSHION	1PC
5		FOOTBOARD LEG	2PCS
6		SIDE RAIL	2PCS
7		SIDE RAIL	2PCS
8		SIDE RAIL SUPPORT LEG	2PCS
9		SLAT	4PCS
10		SUPPORT LEG WITH ADJUSTABLE FEET	8PCS
NO	HARDWARE LIST		QTY
A		JCBB SCREW M8 x 20MM	8PCS
B		JCBC SCREW M6 x 15MM	6PCS
C		JCBC SCREW M6 x 25MM	8PCS
D		JCBC SCREW M6 x 40MM	12PCS
E		SPRING WASHER M6 x 12MM	12PCS
F		FLAT WASHER M6 x 19MM	12PCS
G		SCREW M4 x 32MM	8PCS
H		L - KEY M4 x 100MM	1PC
I		L - KEY M5 x 65MM	1PC

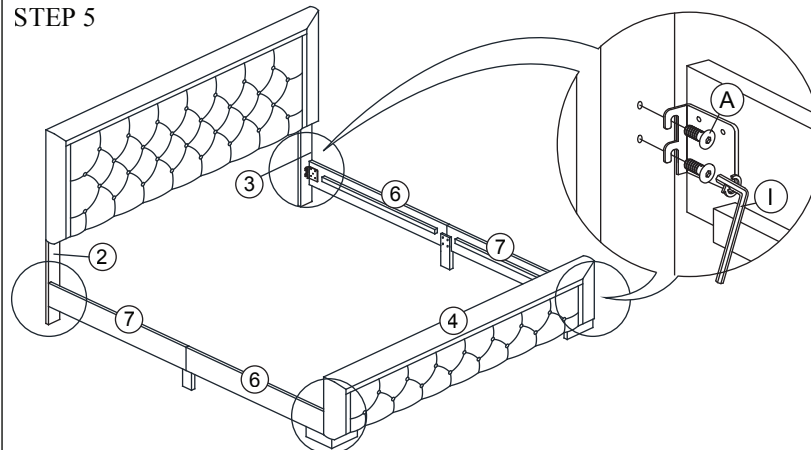
## STEP 1



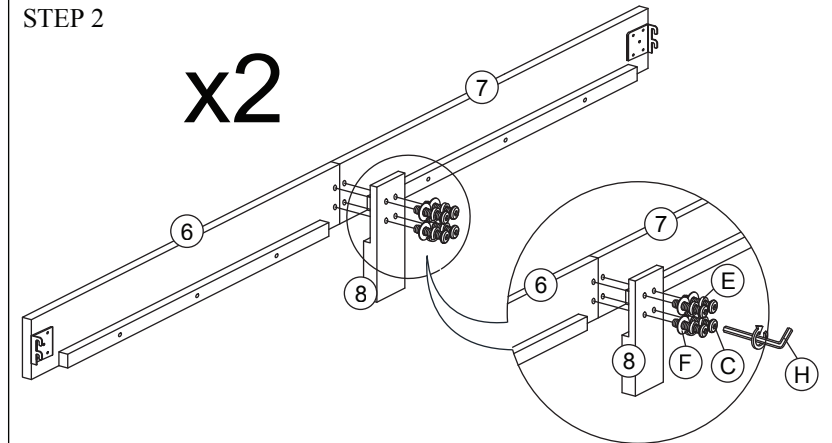
## STEP 3



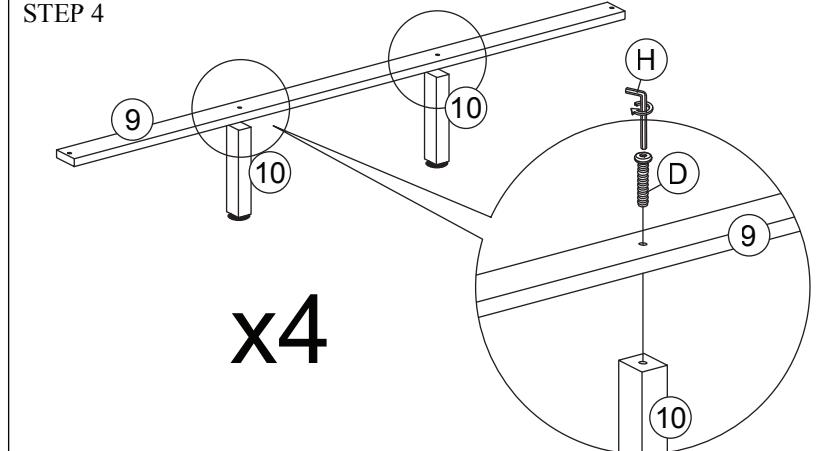
## STEP 5



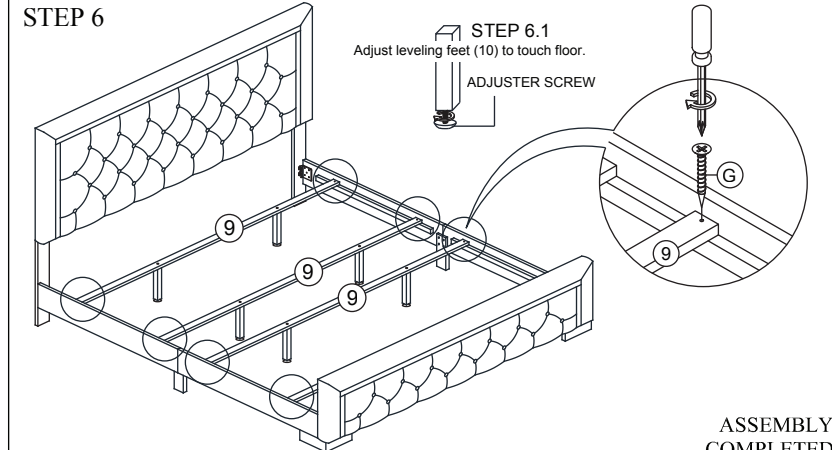
## STEP 2



## STEP 4



## STEP 6



ASSEMBLY  
COMPLETED