

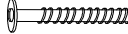






# ASSEMBLY INSTRUCTION

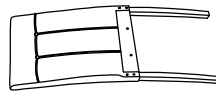

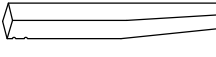
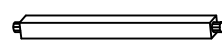
## MODEL :DM22010 - SIDE CHAIR

Before you begin, Please follow Assembly Instruction carefully. Then follow them step by step.

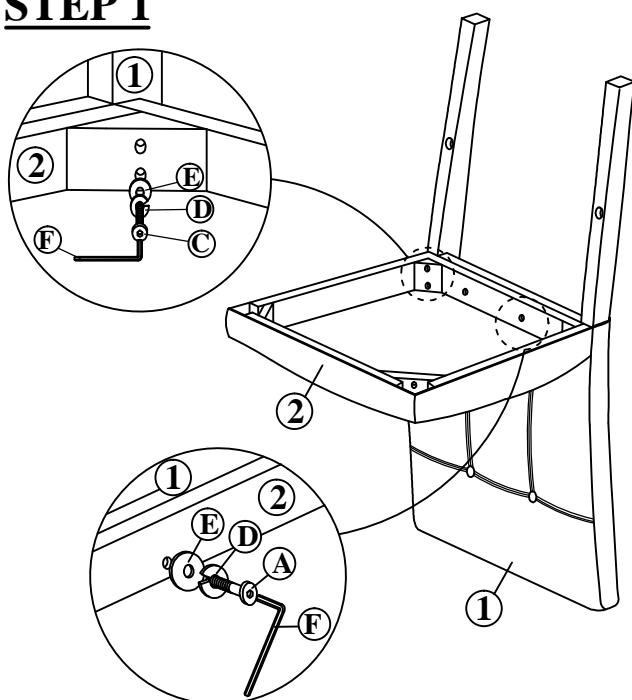
### HARDWARE LIST (2 Pcs)

|   |                  |   |       |
|---|------------------|---|-------|
| A | JCBC M6 x 45mm   |  | 4pcs  |
| B | JCBC M6 x 60mm   |  | 8pcs  |
| C | JCBC M6 x 80mm   |  | 8pcs  |
| D | Spring Washer M6 |  | 20pcs |
| E | Flat Washer M6   |  | 20pcs |
| F | M4 Allen Key     |  | 1pc   |
| G | CSK M4 x 32mm    |  | 8pcs  |

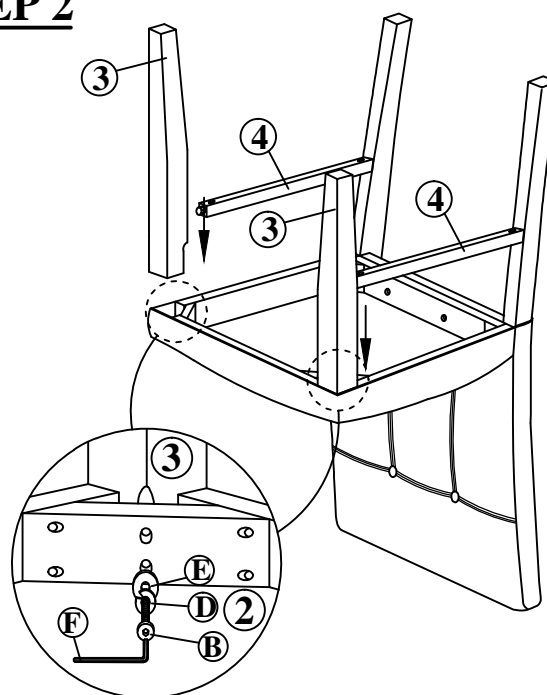
### PART LIST (2 Pcs)

|   |   |      |   |   |      |
|---|---|------|---|---|------|
| 1 | <br>Back Rest     | 2pcs | 2 | <br>Box Seat | 2pcs |
| 3 | <br>Front Leg L&R | 4pcs | 4 | <br>Strecher | 4pcs |


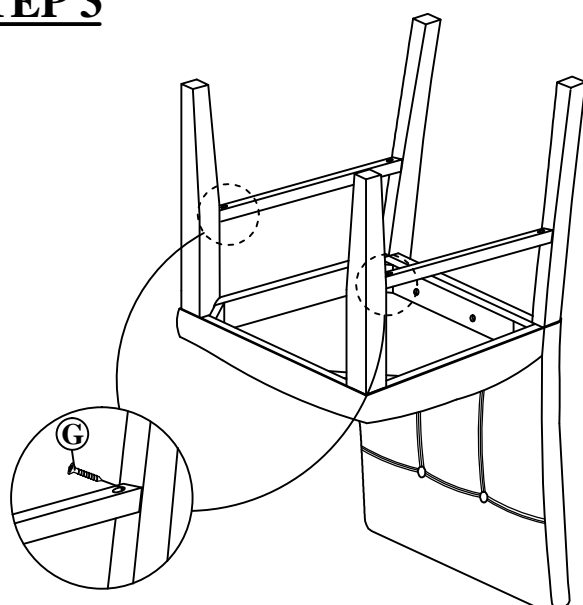
### STEP 1



### STEP 2



### STEP 3



**FULLY SET**