






ASSEMBLY INSTRUCTION

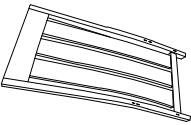
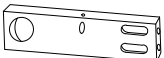
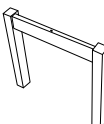



MODEL: DM25549 - SIDE CHAIR

Before you being ,Please follow Assembly Instruction carefully. Then follow them step by step.

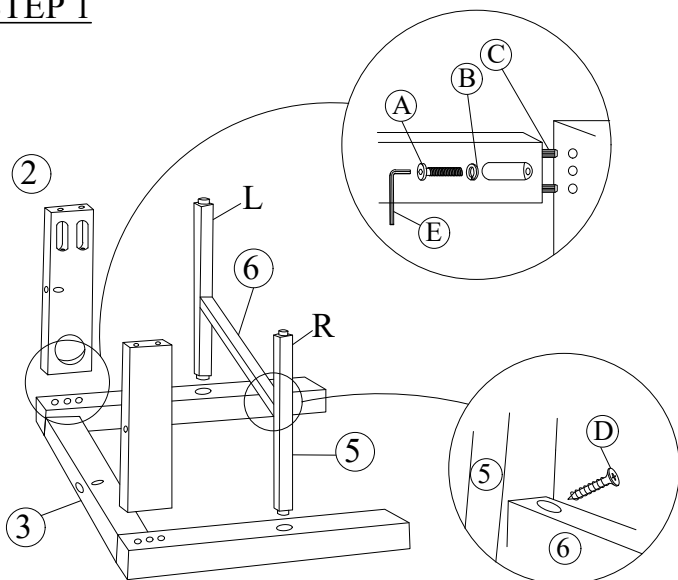
HARDWARE LIST (2 Pcs)

A	JCBC M6 x 50mm		12pcs
B	Spring Washer M6		12pcs
C	Wood Dowel 8mm x 30mm		8pcs
D	CSK M4 x 32mm		18pcs
E	Allen Key		1pc

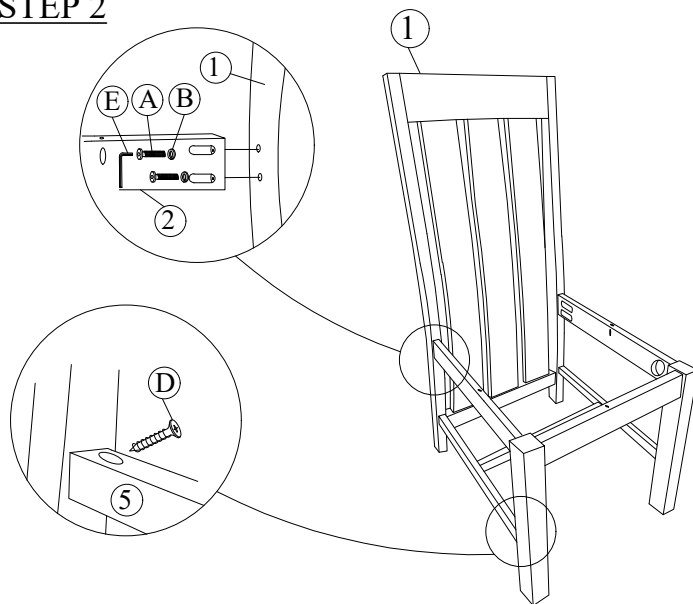
PART LIST (2 Pcs)

1	 Back Rest	2pcs	2	 Side Rail L/R	4pcs
3	 Front Leg	2pcs	4	 Chair Seat	2pcs
5	 Stretchers L/R	4pcs	6	 Stretchers Support	2pcs


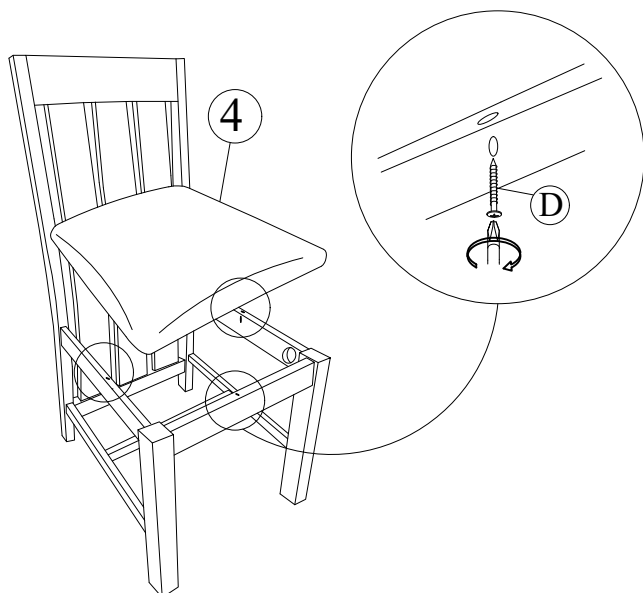
STEP 1



STEP 2



STEP 3



FULLY SET