




**MOLLAI**  
COLLECTION

#DV3238-SC  
SIDE CHAIR

---

## ASSEMBLY INSTRUCTIONS



**ASSEMBLY TIPS:**

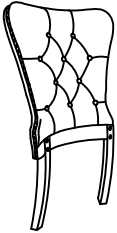
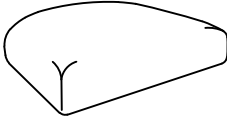

- 1.Remove hardware from box and sort by size.
- 2.Please check to see that all hardware and parts are present prior to start of assembly.
- 3.Please follow attached instructions in the same sequence as numbered to assure fast & easy assembly.

**Warning!**


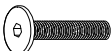





1. Don't attempt to repair or modify parts that are broken or defective. Please contact the store immediately.
2. This product is for home use only and not intended for commercial establishment.

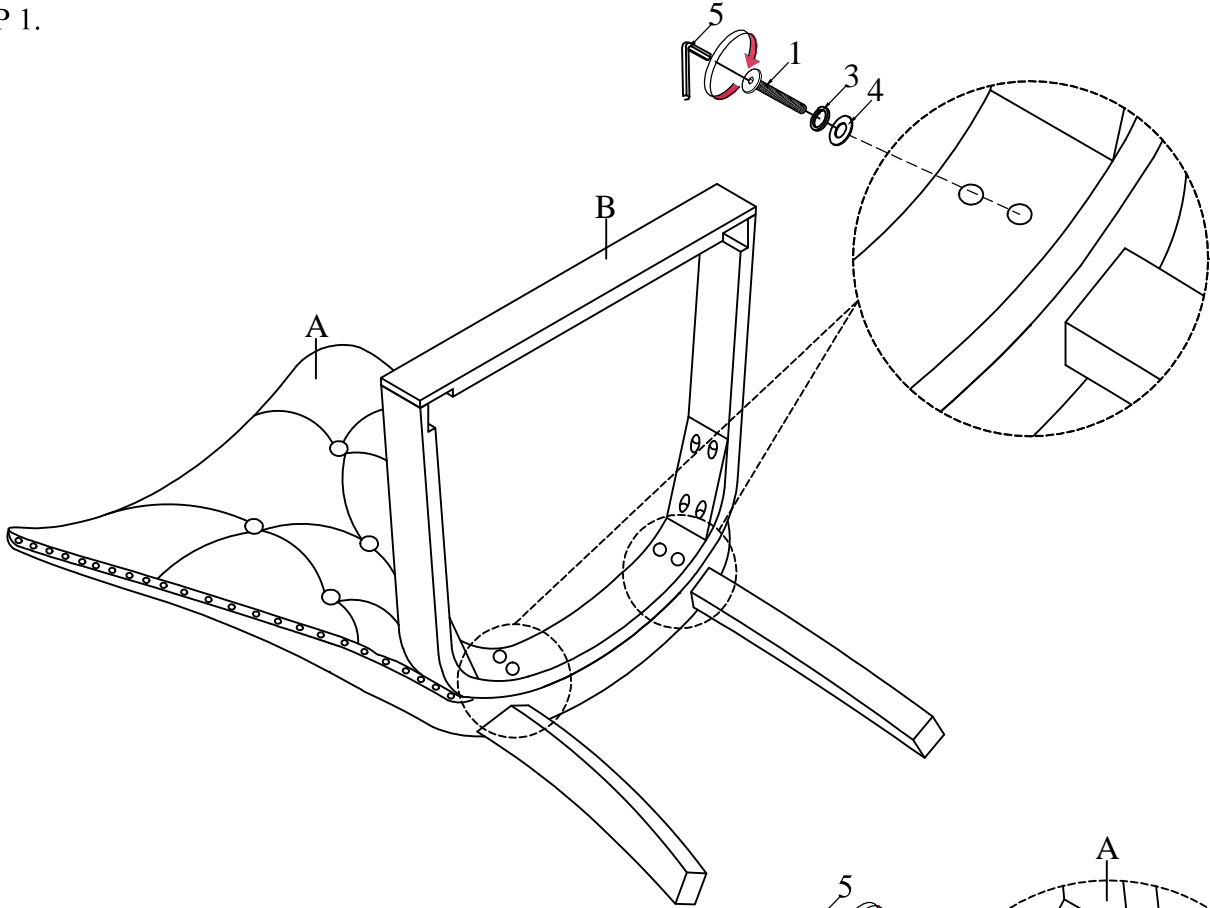
**PARTS IDENTIFICATION**

A		FABRIC ARM CHAIR	1PC
B		Seat	1PC
C		Front leg	2PCS

**HARDWARE IDENTIFICATION**

1		Bolt	4PCS
2		Bolt	4PCS
3		Lock washer	8PCS
4		Flat washer	8PCS
5		Allen wrench	1PC

STEP 1.



STEP 2.

