


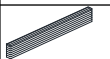

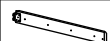


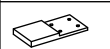












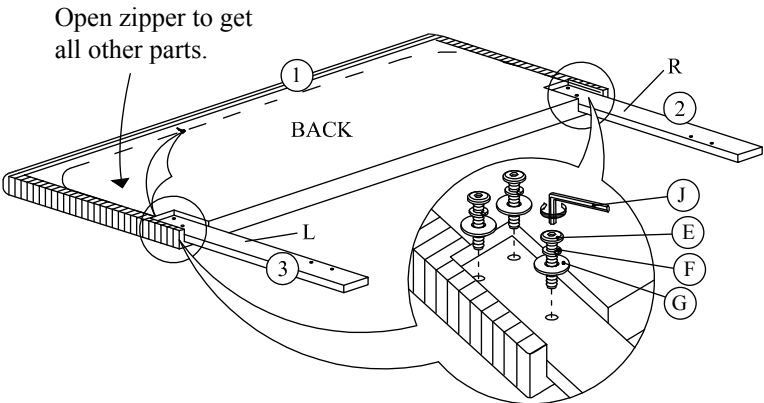


# ASSEMBLY INSTRUCTION

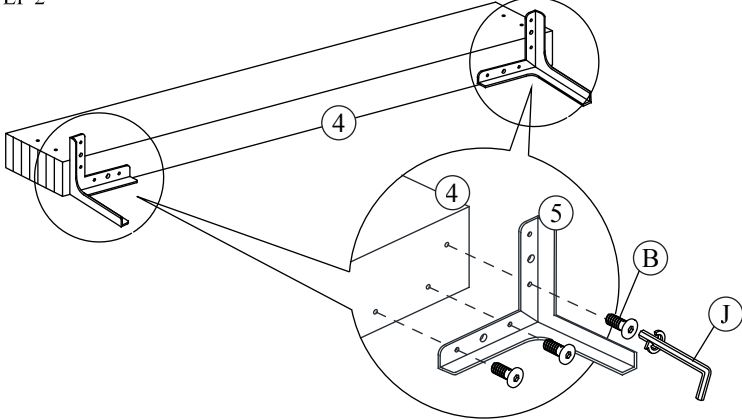
ITEM : BM21512 / BM21514 / BM21515

NO	PARTLIST	QTY
1	 HEADBOARD CUSHION	1PC
2	 RIGHT HEADBOARD LEG (WITH "R" LABEL)	1PC
3	 LEFT HEADBOARD LEG (WITH "L" LABEL)	1PC
4	 FOOTBOARD CUSHION	1PC
5	 FOOTBOARD LEG	2PCS
6	 SIDE RAIL (L/R)	2PCS
7	 SIDE RAIL (L/R)	2PCS
8	 CLEAT	4PCS
9	 SIDE RAIL SUPPORT LEG	2PCS
10	 SLAT	4PCS
11	 SUPPORT LEGS WITH ADJUSTABLE FEET	4PCS
ITEM	HAREWARE	QTY
A	 JCBB SCREW M8 x 20MM	8PCS
B	 JCBC SCREW M6 x 15MM	6PCS
C	 JCBC SCREW M6 x 25MM	8PCS
D	 JCBC SCREW M6 x 35MM	20PCS
E	 JCBC SCREW M6 x 50MM	6PCS
F	 SPRING WASHER M6 x 13MM	30PCS
G	 FLAT WASHER M6 x 19MM	30PCS
H	 SCREW M4 x 32MM	8PCS
I	 L - KEY M5 x 65MM	1PC
J	 L - KEY M4 x 65MM	1PC

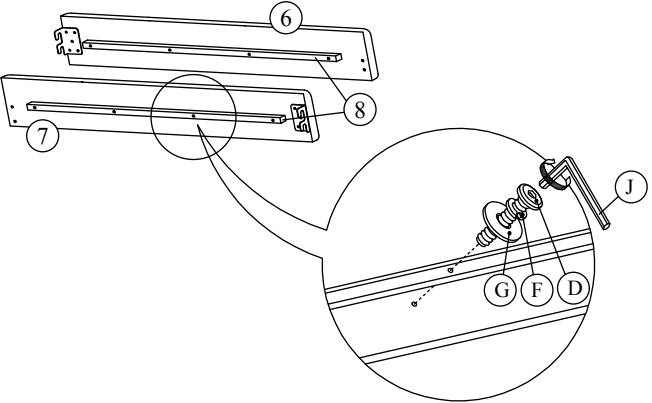
## STEP 1



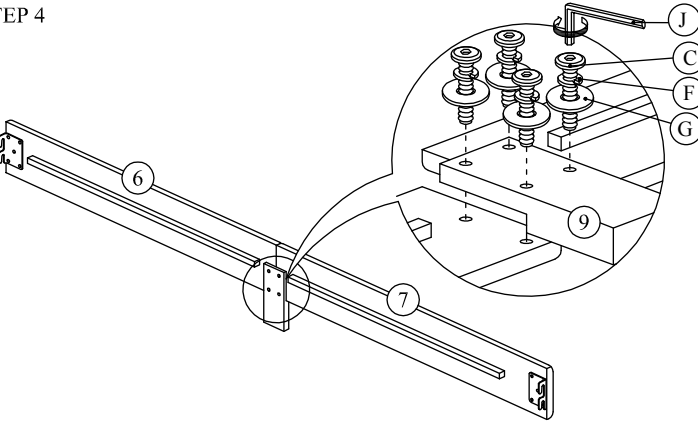
## STEP 2



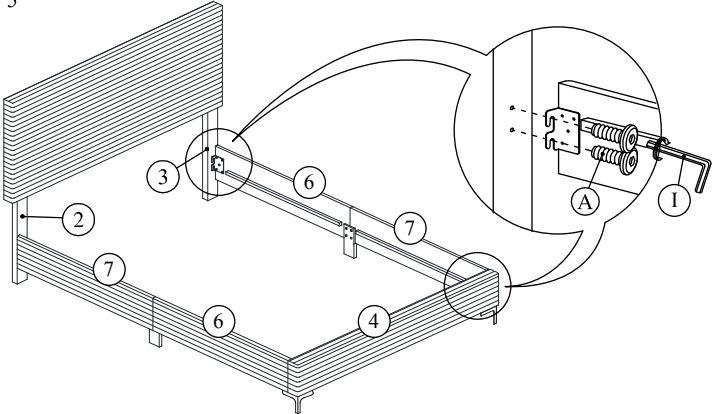
## STEP 3



## STEP 4



## STEP 5



## STEP 6

